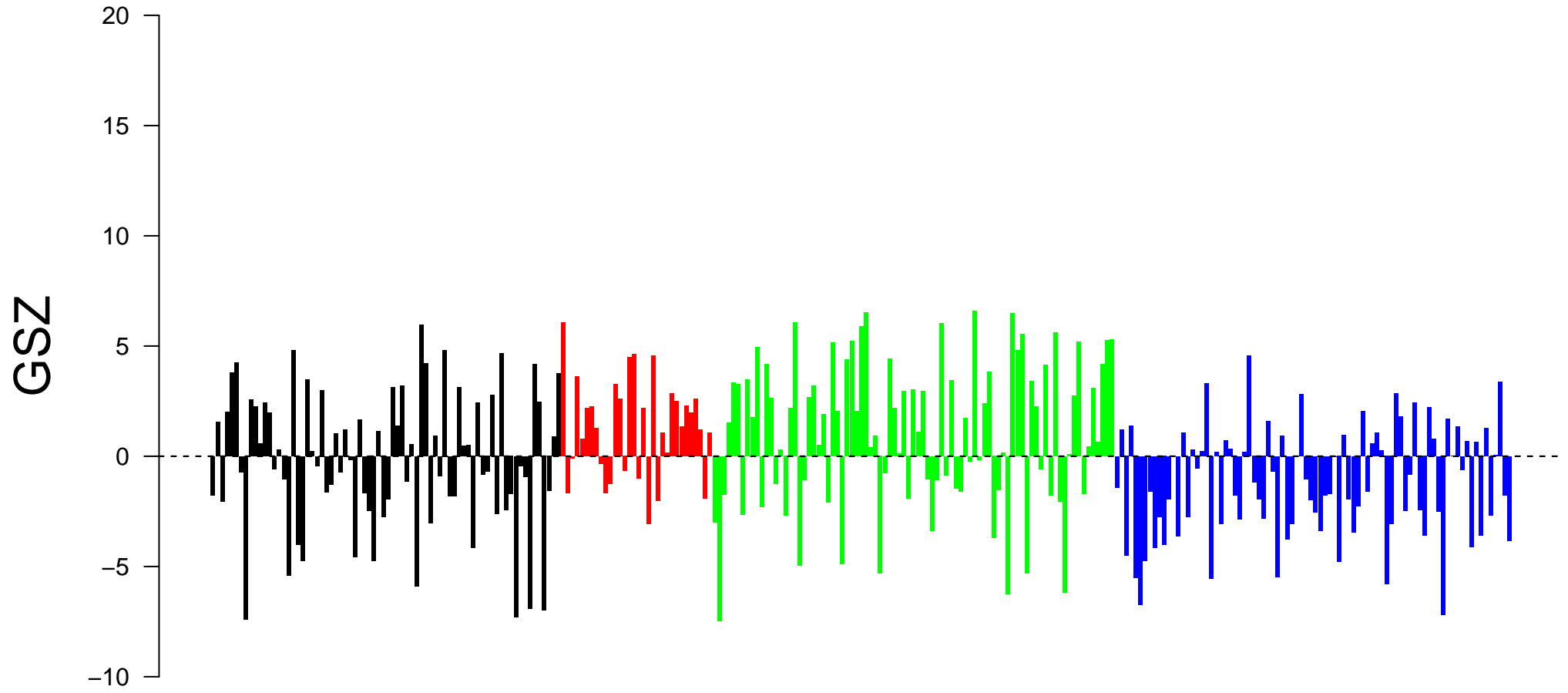
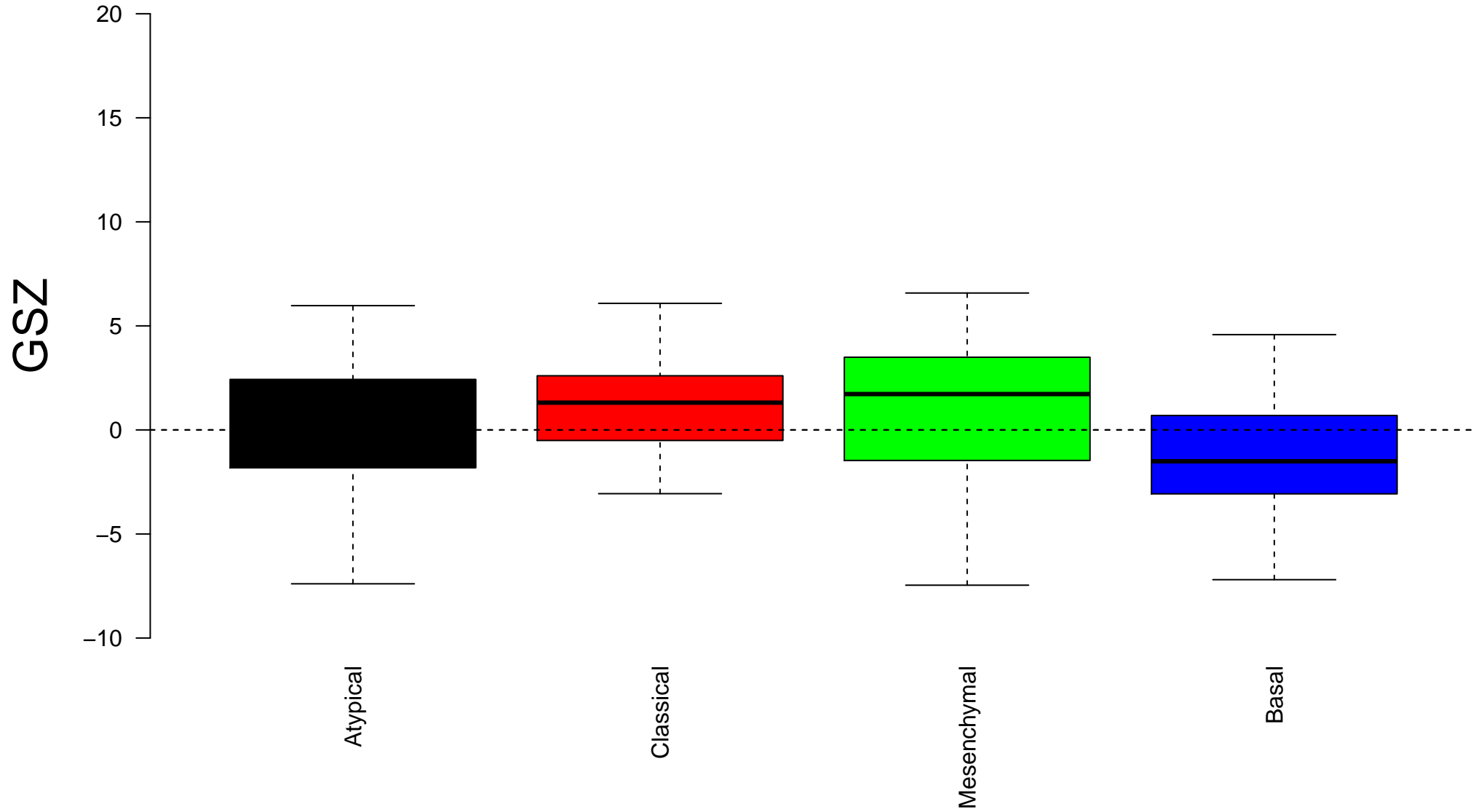


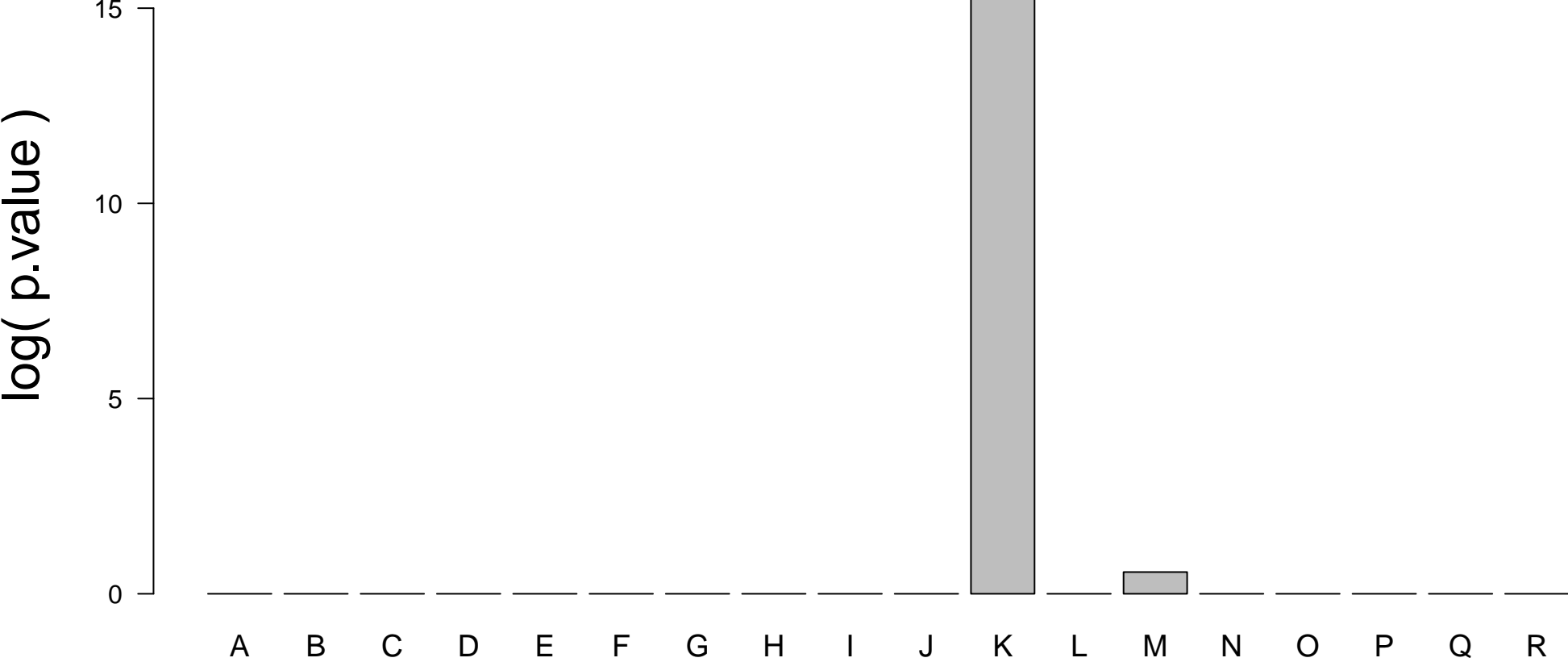
FINETTI_BREAST_CANCER_KINOME_RED



FINETTI_BREAST_CANCER_KINOME_RED



Enrichment in spots: FINETTI_BREAST_CANCER_KINOME_RED



Expression of FINETTI_BREAST_CANCER_KINOME_RED in Spot A

Δe

0.5

0.0

-0.5



Expression of FINETTI_BREAST_CANCER_KINOME_RED in Spot B

Δe

0.5

0.0

-0.5



Expression of FINETTI_BREAST_CANCER_KINOME_RED in Spot C

Δe

0.5

0.0

-0.5



Expression of FINETTI_BREAST_CANCER_KINOME_RED in Spot D

Δe

0.5

0.0

-0.5



Expression of FINETTI_BREAST_CANCER_KINOME_RED in Spot E

Δe

0.5

0.0

-0.5



Expression of FINETTI_BREAST_CANCER_KINOME_RED in Spot F

Δe

0.5

0.0

-0.5



Expression of FINETTI_BREAST_CANCER_KINOME_RED in Spot G

Δe

0.5

0.0

-0.5



Expression of FINETTI_BREAST_CANCER_KINOME_RED in Spot H

Δe


0.5

0.0

-0.5



Expression of FINETTI_BREAST_CANCER_KINOME_RED in Spot I



Expression of FINETTI_BREAST_CANCER_KINOME_RED in Spot J

Δe

0.5

0.0

-0.5



Expression of FINETTI_BREAST_CANCER_KINOME_RED in Spot K

Δe

0.5

0.0

-0.5



Expression of FINETTI_BREAST_CANCER_KINOME_RED in Spot L

Δe

0.5

0.0

-0.5



Expression of FINETTI_BREAST_CANCER_KINOME_RED in Spot M

Δe

0.5
0.0
-0.5




Expression of FINETTI_BREAST_CANCER_KINOME_RED in Spot N

Δe

0.5

0.0

-0.5



Expression of FINETTI_BREAST_CANCER_KINOME_RED in Spot O

Δe

0.5

0.0

-0.5



Expression of FINETTI_BREAST_CANCER_KINOME_RED in Spot P

Δe

0.5

0.0

-0.5



Expression of FINETTI_BREAST_CANCER_KINOME_RED in Spot Q

Δe

0.5

0.0

-0.5



Expression of FINETTI_BREAST_CANCER_KINOME_RED in Spot R

Δe

0.5

0.0

-0.5

